

Plate Print and Web Specifications

Ad Specifications For Plate Magazine

UNIT	BLEED	TRIM	LIVE	NON-BLEED AD
Spread	18 1/4" x 11"	18" x 10 3/4"	17" x 9 3/4"	17" x 9 3/4"
Page	9 1/4" x 11"	9" x 10 3/4"	8" x 9 3/4"	8" x 9 3/4"
1/2 Island	5 7/8" x 8 5/16"	5 5/8" x 8 1/16"	4 3/4" x 7 1/4"	4 3/4" x 7 1/4"
1/2 Horizontal	9 1/4" x 5 7/8"	9" x 5 5/8"	7 1/4" x 4 3/4"	7 1/4" x 4 3/4"
1/2 Vertical	4 5/8" x 11"	4 3/8" x 10 3/4"	4" x 9 1/2"	4" x 9 1/2"
1/3 Square	5 7/8" x 6"	5 5/8" x 5 3/4"	4 3/4" x 4 7/8"	4 3/4" x 4 7/8"
1/3 Vertical	3 3/8" x 11"	3 1/8" x 10 3/4"	2 1/4" x 9 1/2"	2 1/4" x 9 1/2"

*Always keep live matter 1/2 inch from trim.

Printing Method: Web offset, perfect bound.

Color Proofs: One press-suitable proof.

Inserts: Contact the publisher about specifications for supplied inserts or for a quote on printing.

Send Print Advertising Materials to:

Amy Carter, Production Manager
Plate Magazine
c/o Marketing & Technology Group
1415 N Dayton St, Chicago, IL 60642 USA

Phone: 773.376.0344 **Fax:** 312.266.3363

Email: printmaterialsplate@plateonline.com or **Upload to MTG File Transfers Site:** <http://sendit.mtgmediagroup.com>

Digital Specification Highlights:

- The magazine is a 9"x 10 3/4" trim, perfect-bound publication.
- Ad corrections to be made by publisher will be rebilled at a rate of \$150/hour.
- We prefer press-optimized PDFs (PDF-X1a).
- All artwork must be a minimum of 266-300 dpi.
- All art should be saved as CMYK or Grayscale (not RGB).
- All fonts must be embedded. If supplying native Mac files, please package all images and fonts.

CONTACT PLATE PRODUCTION

WEBMATERIALSPLATE@PLATEONLINE.COM | PHONE: 773.376.0344 | FAX: 312.266.3363

Web Ad Specifications for Plateonline.com

IAB Guidelines

Plate adheres to IAB guidelines and is focused on enhancing the user's advertising experience and maximizing its page load performance. Ads provided should adhere to IAB's LEAN (Light, Encrypted, AdChoices supported, Non-invasive ads) principles and flexible ad sizing. While ad types within this document may use previous IAB terminology, some of the ad names have been classified as "in transition" in the IAB New Ad Portfolio. Committed to its user's experience, Plate requests ads submitted are executed for non-disruptive user experiences.

SEND WEB AD MATERIALS TO:

Production Manager

webmaterialsplate@plateonline.com Phone: 773.376.0344 Fax: 312.266.3363

MATERIALS DUE

Unless otherwise indicated, all materials for web ads are due TWO WEEKS (10 business days) prior to post date.

Video Ad Option for Web Ads

Plateonline visitors can click on your digital ad and be directed to your website or other channel where they can play a video. Select digital ads (300px x 250px) have an option for video that is viewed on plateonline.com.

[Video specifications and upload instructions](#)

Leaderboard Ad

Your banner ad rotates randomly throughout plateonline.com.

Display size:

728 (w) x 90 (h) pixels

File size: 40kb max

Appears: at top of page, middle, footer, run of site

Materials needed:

1. GIF, JPEG or PNG
2. URL (to generate click-throughs and drive traffic to your website)
3. Email GIF, JPEG or PNG and URL to: webmaterialsplate@plateonline.com

Other: Flash is not accepted.

728px X 90px

Right Sidebar or Video Ad 300 x 250

Your right sidebar ad appears on the right hand side of the page throughout plateonline.com.

Display size: 300 (w) x 250 (h) pixels

File size: 40kb max

Appears: on right hand side of page, run of site

Materials needed:

1. GIF, JPEG or PNG
2. URL (to generate click-throughs and drive traffic to your website)
3. OPTIONAL VIDEO (to generate video plays and drive traffic to your website).
[Video specifications and upload instructions.](#)
4. Email GIF, JPEG or PNG and URL to: webmaterialsplate@plateonline.com

Other: Flash is not accepted.

300px X 250px

CONTACT PLATE PRODUCTION

WEBMATERIALSPLATE@PLATEONLINE.COM | PHONE: 773.376.0344 | FAX: 312.266.3363

Right Sidebar Ad 300 x 600

Your right sidebar ad appears on the right hand side of the page, below the smaller right sidebar or video ad (300 x 250) throughout plateonline.com.

Display size: 300 (w) x 600 (h) pixels

File size: 40kb max

Appears: on right hand side of page, below right sidebar ad or video (300 x 250), run of site

Materials needed:

1. GIF, JPEG or PNG
2. URL (to generate click-throughs and drive traffic to your website)
3. Email GIF, JPEG or PNG and URL to: webmaterialsplate@plateonline.com

Other: Flash is not accepted.



Filmstrip Ad

Your filmstrip ad appears on the right hand side of the page, below the smaller right sidebar or video ad (300 x 250) throughout plateonline.com, and scrolls within the viewable 300 x 600 pixel window.

Display size: 300 (w) x 600 (h) pixels. Total ad size is 300x3000 scrolls (There are five 300 x 600 segments.)

File size: 40kb max


Appears: on right hand side of page, run of site

Materials needed:

1. HTML5, (follow IAB Specs), as well as JPEG, GIF or PNG
2. URL (to generate click-throughs and drive traffic to your website)
3. Email GIF, JPEG or PNG and URL to: webmaterialsplate@plateonline.com

Other: Flash is not accepted.

Materials due: HTML 5 ads require time for testing. Submit all materials in a zipped folder three weeks (15 business days) prior to launch date. All other materials require two weeks (10 business days) prior to launch date.



In-Article Ad

Your in-article ad runs at the start of the each full story throughout plateonline.com.

Display size: 300 (w) x 250 (h) pixels

File size: 40kb max

Appears: on left within each article, run of site

Materials needed:

1. GIF, JPEG or PNG
2. URL (to generate click-throughs and drive traffic to your website)
3. OPTIONAL VIDEO (to generate video plays and drive traffic to your website).
[Video specifications and upload instructions.](#)
4. Email GIF, JPEG or PNG and URL to: webmaterialsplate@plateonline.com

Other: Flash is not accepted.



Billboard Ad

Your billboard ad runs in the header section of each page throughout plateonline.com.



Display size: 970 (w) x 250 (h) pixels

File size: 40kb max

Appears: in header, run of site.

Materials needed:

1. GIF, JPEG or PNG
2. URL (to generate click-throughs and drive traffic to your website)
3. Email GIF, JPEG or PNG and URL to: webmaterialsplate@plateonline.com

Other: Flash is not accepted.

Pushdown Ad

Your pushdown ad runs in the header section of each page throughout plateonline.com, expanding from 970 pixels x 90 pixels to 970 pixels x 415 pixels.



970px X 90px



970px X 415px

Display size: 970 (w) x 90 (h) pixels, expands to 970 (w) x 415 (h)

File size: 40kb max

Appears: in header, run of site.

Materials needed:

1. HTML 5 recommended (follow IAB Specs); not recommended for mobile; default presentation is 970 x 90 pixels.
2. URL (to generate click-throughs and drive traffic to your website)
3. Email materials in zip file to: webmaterialsplate@plateonline.com

Other: Flash is not accepted.

Materials due: HTML 5 ads require time for testing. Submit all materials in a zipped folder three weeks (15 business days) prior to launch date.

Sponsored Recipe with Photo

Your sponsored recipe ad appears on the plateonline.com recipe search page results if terms match.

Text: Recipe Name, Sponsored by Company Name (100 max characters with spaces)

Image: JPG, GIF or PNG file
265 x 165 pixels.

Logo: PNG file with transparent background: 256 pixels max width; 88 pixels max height

File Size: 40kb

Appears: Sponsored Recipe ads appear on the recipe search page results if terms match. Ads will run in 3rd position, then every 5th position. Ad delivery methods include Contextual Parameters, when a user searches and their terms match the contextual parameters chosen by the advertiser; when a term appears in the URL; or when a term appears in the item's Section Placement Taxonomy, plus additional options. Note that images and ad width will vary by page size.

Materials needed:

1. Recipe name, company name, advertiser logo (PNG file with transparent background max 256 pixels wide and 88 pixels height) and 265 x 165 pixel image (JPG, GIF or PNG) file.
2. URL (to generate click-throughs and drive traffic to your website)
3. Email materials in a zipped folder to: webmaterialsplate@plateonline.com

Other: Flash is not accepted.

Materials due: Two weeks (10 business days) prior to launch date.



Sponsored Video

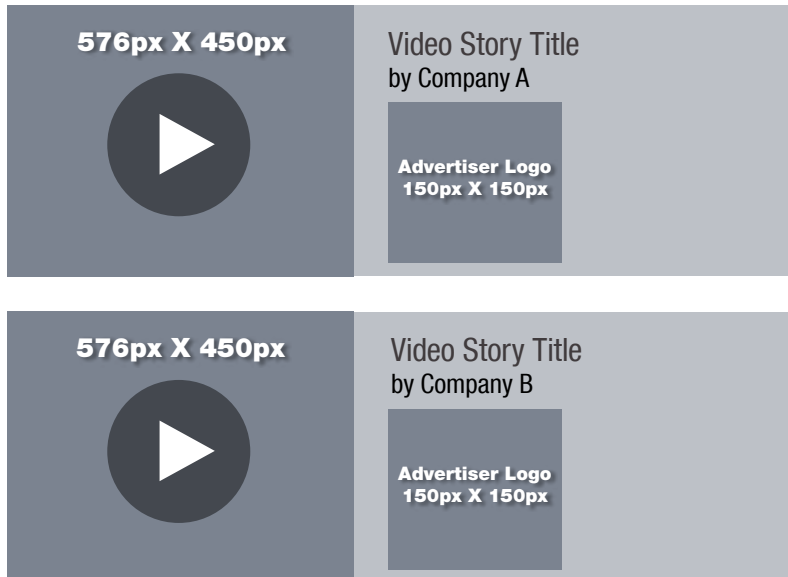
Sponsored videos appear in a three-photo strip at the bottom of the Plate home page, food page and video page on plateonline.com. Website visitors can click on a single video to open a single sponsored video page, or click on “see all sponsored videos” to see all.

Plate Online Video Placement

*SPONSORED VIDEO [See all sponsored videos](#)



PlateOnline Video Page

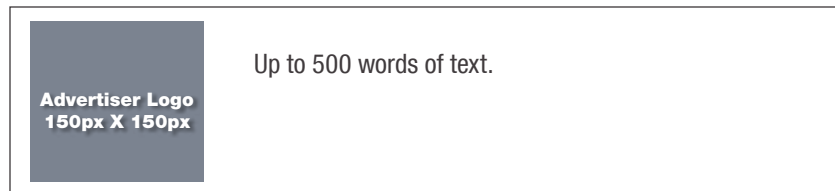


Sponsored Video (Continued)

Sponsored Video Page

Leaderboard Ad
728px X 90px

Video Story Title
by Company Name



Right Sidebar Ad
300px X 250px

Right Sidebar Ad
300px X 600px

Materials needed:

Video File (User initiated)

- Max duration: 3 minutes (1 to 2 minutes recommended)
- Max File Size: 500 MB
- File quality: Recommended 24 fps minimum. For lower bandwidth (less than 2 mbps) 18 fps may be used.

Accepted File Formats: 3g2, 3gp, asf (streaming for Windows Media Player), avi, dv, flv (VP6), mov (QuickTime multimedia), mp4 (H.264), mpeg, mpg (MPEG-1 and MPEG2), qt (QuickTime), wmv (Windows Media Video). FLV (VP6) files cannot be played on iOS and some Android devices. No i-frames.

Aspect ratios: 16:9 or 4:3

Thumbnail Image: 576px x 450px

Logo: PNG file with transparent background
(150 pixels max width; 150 pixels max height)

Text: 500 words maximum

Leaderboard ad: 728px x 90px

Right sidebar ad: 300px x 250px

Right sidebar ad: 300px x 600px

(See ad specs for further details on display ad units)

Materials due: HTML 5 ads require time for testing. Submit all materials in a zipped folder three weeks (15 business days) prior to launch date. All other materials require two weeks (10 business days) prior to launch date

Video Specifications (When Used in ad units)

Select digital ads (300x 250 pixels) have an option for a video viewed on plateonline.com.

A User Initiated Video Play

1. Max duration: 3 minutes (1 to 2 minutes recommended)
2. Max File Size: 500 MB
3. File quality: Recommended 24 fps minimum. For lower bandwidth (less than 2 mbps) 18 fps may be used.

Accepted File Formats: 3g2, 3gp, asf (streaming for Windows Media Player), avi, dv, flv (VP6), mov (QuickTime multimedia), mp4 (H.264), mpeg, mpg (MPEG-1 and MPEG2), qt (QuickTime), wmv (Windows Media Video). FLV (VP6) files cannot be played on iOS and some Android devices. No i-frames.

Aspect ratios: 16:9 or 4:3

Thumbnail: 576 x 450 pixels.

Video Upload Instructions

Step 1. Go to MTG file transfer site. <http://sendit.mtgmediagroup.com>. Note: Our file transfer site can accommodate files up to 100MB. For larger files please use another file transfer service such as We Transfer or DropBox.

Step 2. Fill out all required fields on upload form.

Step 3. Click Select file to be uploaded, then click on UPLOAD.

Step 4. When all files are uploaded Click SUBMIT. (You can add multiple files)

Questions? Contact Plate Production Department at 773.376.0344.

3rd-Party Trafficked Ads

We accept 3rd-party trafficked ads on the website, but not in e-newsletters. Currently only ads from DoubleClick, Media Plex and MediaMind/Eyeblander are fully integrated into our lead reporting system. Click tags are accepted.

Contact your account executive to make sure your 3rd-party trafficked ad provider is fully integrated with our system to receive maximum value for your web advertising. Please allow approximately 30 days for complete integration of 3rd-party trafficked ads.

Specifications for Plate Newsletter

SEND WEB AD MATERIALS TO:

webmaterialsplate@plateonline.com Phone: 773.376.0344 Fax: 312.266.3363

MATERIALS DUE

Unless otherwise indicated, all materials for web ads are due TWO WEEKS (10 business days) prior to post date.

Plate Newsletter

Ad Position 1 is a display ad that appears at the top of the Plate Newsletter

Display size: 468 (w) x 90 (h) pixels or 468 (w) x 60 (h) pixels

File size: 40kb max

Materials needed:

1. GIF or JPEG
2. URL (to generate click-throughs and drive traffic to your website or to video hosted at sponsor website or channel)
3. Email GIF or JPEG and URL to: webmaterialsplate@plateonline.com

Ad Position 2 is a display or text ad that appears in the middle of the Plate Newsletter

Display Ad

Display size: 468 (w) x 90 (h) pixels or 468 (w) x 60 (h) pixels

File size: 40kb max

Materials needed:

1. GIF or JPEG
2. URL (to generate click-throughs and drive traffic to your website or to video hosted at sponsor website or channel)
3. Email GIF or JPEG and URL to: webmaterialsplate@plateonline.com

Text Ad


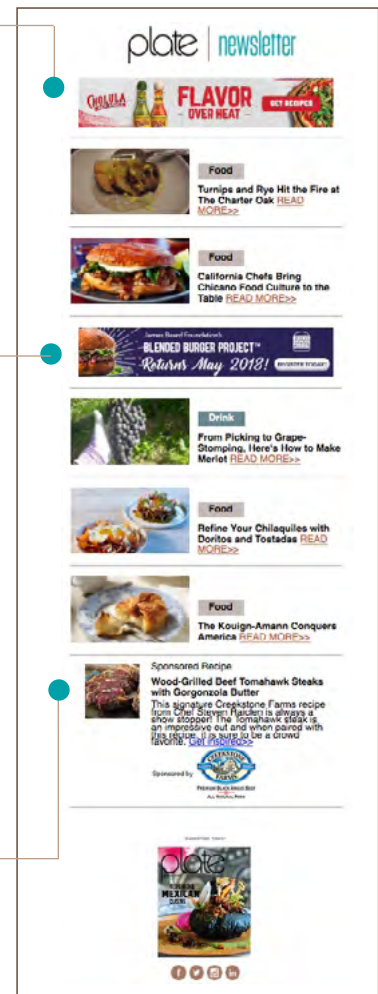
Text ads have the same specifications and features as sponsored recipes however the label will read Sponsored Content instead of Sponsored Recipe.

Sponsored Recipe is a text and photo ad that appears at the bottom of the newsletter on Tuesday and Thursday

File size: 40kb max

Materials needed:

1. Logo: Up to 220 (w) x up to 100 (h) pixels
2. Photo 100 (w) x 100 (h) pixels
3. 30 character headline and 300 characters of body text. (does not include URL)
4. URL. Provide a link to sponsor website or to video hosted at sponsor website or channel.



Single sponsor advertiser receives both ad positions.

Ad Position 1 is a display ad that appears at the top of the Plate Recipes newsletter

Display size: 468 (w) x 90 (h) pixels or 468 (w) x 60 (h) pixels

File size: 40kb max

Materials needed:

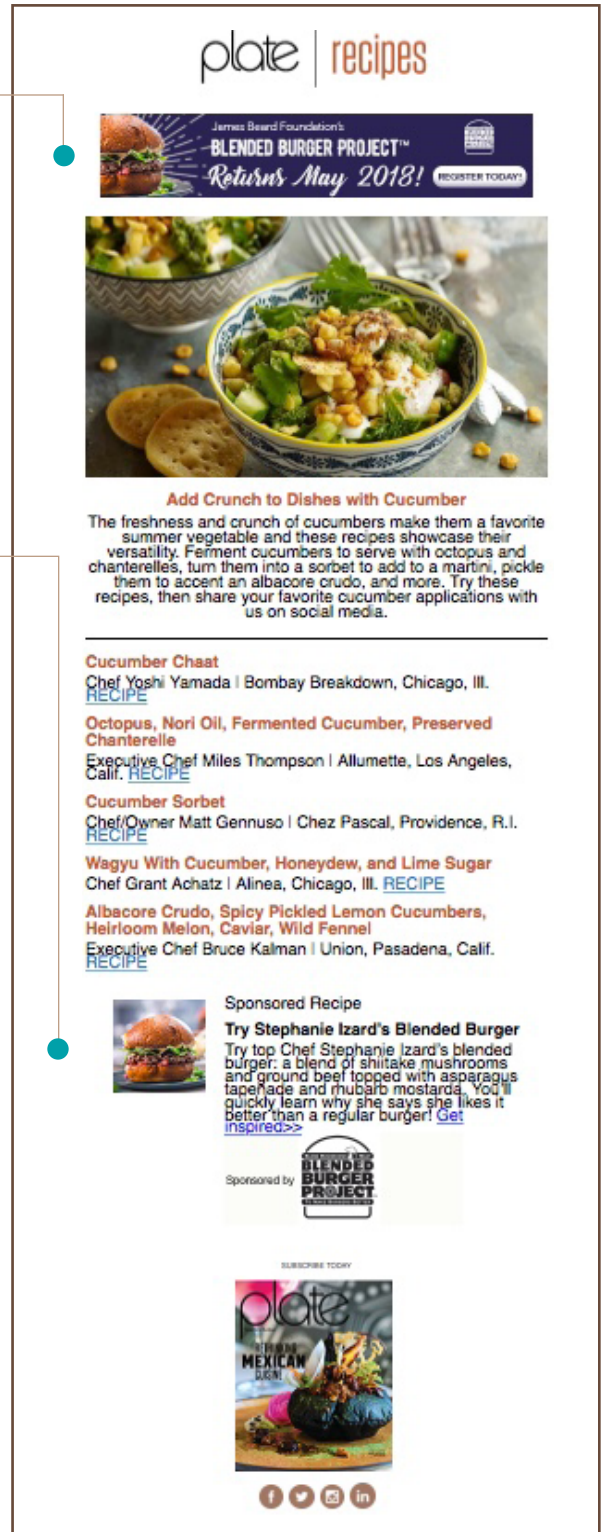
1. GIF or JPEG
2. URL (to generate click-throughs and drive traffic to your website or to video hosted at sponsor website or channel)
3. Email GIF or JPEG and
URL to: webmaterialsplate@plateonline.com

Sponsored Recipe is a text and photo ad that appears at the bottom of the newsletter and is only available to the sponsor.

File size: 40kb max

Materials needed:

1. Logo: Up to 220 (w) x up to 100 (h) pixels
2. Photo: 100 (w) x 100 (h) pixels
3. 30 character headline and 300 characters of body text. (does not include URL)
4. URL. Provide a link to sponsor website or to video hosted at sponsor website or channel.



The screenshot shows the top of the Plate Recipes newsletter. At the top right is the logo "plate | recipes". Below it is a banner for the "James Beard Foundation's BLENDED BURGER PROJECT™ Returns May 2018! REGISTER TODAY!". The main content area features a large photo of a bowl of food with cucumbers and corn. Below the photo is a section titled "Add Crunch to Dishes with Cucumber" with a sub-headline "The freshness and crunch of cucumbers make them a favorite summer vegetable and these recipes showcase their versatility." This is followed by a list of recipes with their respective chefs and locations, each with a "RECIPE" link. At the bottom, there is a "Sponsored Recipe" section for "Try Stephanie Izard's Blended Burger" with a small photo of the burger and a description. Below this is a "Sponsored by" logo for the Blended Burger Project, a "SUBSCRIBE TODAY" button, a "plate" logo with "RETURNING MEXICAN SKIN" text, and social media icons for Facebook, Twitter, Instagram, and LinkedIn.

Chefs on the Move Newsletter

Ad Position 1 is a display ad that appears at the top of the Chefs on the Move Newsletter

Display size: 468 (w) x 90 (h) pixels or 468 (w) x 60 (h) pixels

File size: 40kb max

Materials needed:

1. GIF or JPEG
2. URL (to generate click-throughs and drive traffic to your website or to video hosted at sponsor website or channel)
3. Email GIF or JPEG and URL to: webmaterialsplate@plateonline.com

Ad Position 2 is a display ad that appears in the middle of the Chefs on the Move Newsletter

Display size: 468 (w) x 90 (h) pixels or 468 (w) x 60 (h) pixels

File size: 40kb max

Materials needed:

1. GIF or JPEG
2. URL (to generate click-throughs and drive traffic to your website or to video hosted at sponsor website or channel)
3. Email GIF or JPEG and URL to: webmaterialsplate@plateonline.com

plate | chefs on the move

CHOLULA HOT SAUCE IGNITE CREATIVITY NOT TONGUES GET REBATES

Daniel Asher Goes Middle Eastern in Denver and More Chef News Out West [READ MORE>>](#)

Shaun Connolly Prepares a Charleston Wine Bar and More Chef News Down South [READ MORE>>](#)

Advancing Your Ambitions CONVOTHERM 6.10 easytouch combi oven

Peter Chang Branches Out in D.C. and More Chef News in the Northeast [READ MORE>>](#)

Daniel del Prado Gets Meaty in Minnesota and More Chef News in the Midwest [READ MORE>>](#)

TRUST IS BROKEN AT SEA TO TABLE AND CHEFS WANT ANSWERS [plate](#)

SUBSCRIBE TODAY

plate GRAINS PLENTY

f t i in

Ad Position 1 is a display ad that appears at the top of the Spotlight Newsletter

Display size: 468 (w) x 90 (h) pixels or 468 (w) x 60 (h) pixels

File size: 40kb max

Materials needed:

1. GIF or JPEG
2. URL (to generate click-throughs and drive traffic to your website or to video hosted at sponsor website or channel)
3. Email GIF or JPEG and URL to: webmaterialsplate@plateonline.com

Ad Position 2 is a a display or text ad that appears in the middle of the Spotlight Newsletter

Display Ad

Display size: 468 (w) x 90 (h) pixels or 468 (w) x 60 (h) pixels

File size: 40kb max

Materials needed:

1. GIF or JPEG
2. URL (to generate click-throughs and drive traffic to your website or to video hosted at sponsor website or channel)
3. Email GIF or JPEG and URL to: webmaterialsplate@plateonline.com

Text Ad

Text ads have the same specifications and features as sponsored recipes however the label will read Sponsored Content instead of Sponsored Recipe.

Sponsored Recipe is a text and photo ad that appears at the bottom of the Spotlight newsletter

File size: 40kb max

Materials needed:

1. Logo: Up to 220 (w) x up to 100 (h) pixels
2. Photo: 100 (w) x 100 (h) pixels
3. 30 character headline and 300 characters of body text. (does not include URL)
4. URL. Provide a link to sponsor website or to video hosted at sponsor website or channel.

The screenshot displays the layout of the 'plate | spotlight' newsletter. At the top, there is a banner for 'Kerrygold FROM FARM TO FRIDGE'. Below this is a section titled 'DIVE INTO MODERN IRISH CUISINE' with introductory text about Irish cuisine. A 'Features' section follows, containing three articles with images: 'Corned Beef & Cabbage Won't Make Your Menu Irish', 'Irish Cooks Have Long Embraced Cooking with Seaweed', and 'Irish Whiskey Finds Its Place in Cocktails'. A 'More Features' section includes 'What It's Like to Be An Irish Chef in Ethiopia'. The 'Recipes' section features four recipe cards: 'Beer-Battered Burger and Curried Fries', 'Colcannon Croquettes', 'Fish and Chips With Tartar Sauce and Mushy Pea Fritters', and 'Stout Chocolate Chip Bread Pudding With Whiskey Caramel Sauce and Irish Cream Gelato'. Below this is a 'Sponsored Recipes' section for 'Irish Scones' with a photo and text. At the bottom, there is a 'Sponsored by Kerrygold' logo and a 'SUBSCRIBE TODAY' button with a 'plate | spotlight' logo and social media icons.

Plate Sales

Susan Szymanski
VP/Publisher

sszymanski@plateonline.com
312.667.7616

Gerald White
Associate Publisher

gwhite@plateonline.com
312.274.2213